










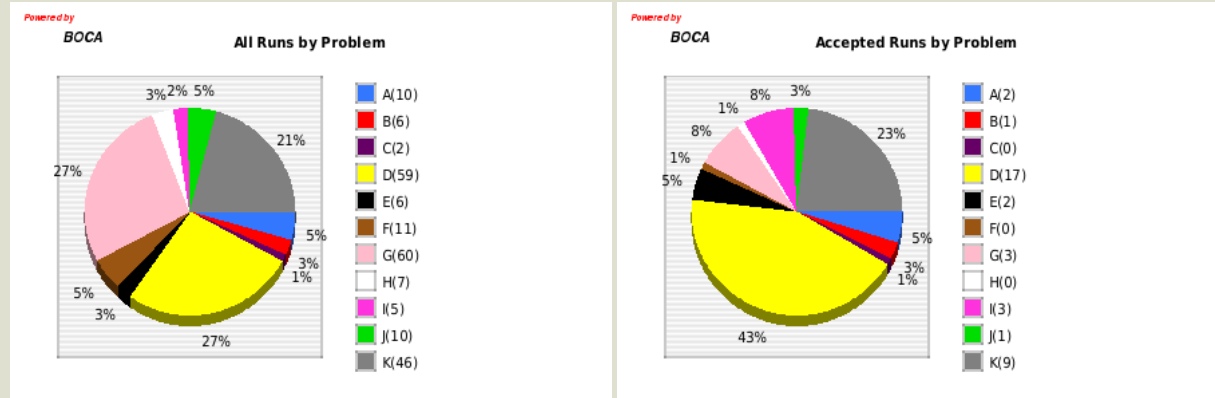













Statistics

Runs by Problem


Problems	Total	Accepted
A 	10	2 (20%)
B 	6	1 (17%)
C 	2	0 (0%)
D 	59	17 (29%)
E 	6	2 (33%)
F 	11	0 (0%)
G 	60	3 (5%)
H 	7	0 (0%)
I 	5	3 (60%)
J 	10	1 (10%)
K 	46	9 (20%)



Runs by Problem and Answer

Problems x Answers	NO - Compilation error	NO - Presentation error	NO - Runtime error	NO - Time limit exceeded	NO - Wrong answer	YES	Total
A 	0	0	0	8 (80%)	0	2 (20%)	10
B 	1 (17%)	0	1 (17%)	0	3 (50%)	1 (17%)	6
C 	0	0	2 (100%)	0	0	0	2
D 	0	1 (2%)	15 (25%)	0	26 (44%)	17 (29%)	59
E 	0	0	0	2 (33%)	2 (33%)	2 (33%)	6
F 	0	0	0	0	11 (100%)	0	11
G 	1 (2%)	0	4 (7%)	45 (75%)	7 (12%)	3 (5%)	60
H 	0	0	1 (14%)	0	6 (86%)	0	7
I 	0	0	2 (40%)	0	0	3 (60%)	5
J 	0	0	0	9 (90%)	0	1 (10%)	10
K 	0	0	11 (24%)	14 (30%)	12 (26%)	9 (20%)	46

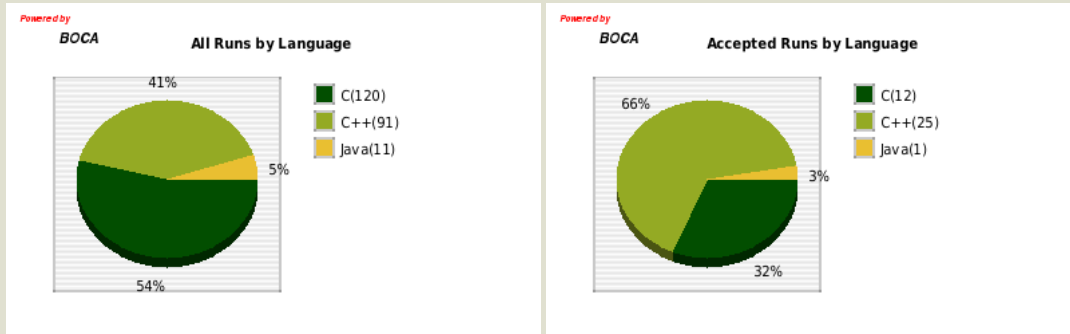
Runs by Problem and Language

Problems x Languages	C	C++	Java	Total
A 	5 (50%)	5 (50%)	0	10

B	0	6 (100%)	0	6
C	2 (100%)	0	0	2
D	40 (68%)	17 (29%)	2 (3%)	59
E	0	6 (100%)	0	6
F	5 (45%)	4 (36%)	2 (18%)	11
G	37 (62%)	21 (35%)	2 (3%)	60
H	0	7 (100%)	0	7
I	0	5 (100%)	0	5
J	0	10 (100%)	0	10
K	31 (67%)	10 (22%)	5 (11%)	46

Runs by Language

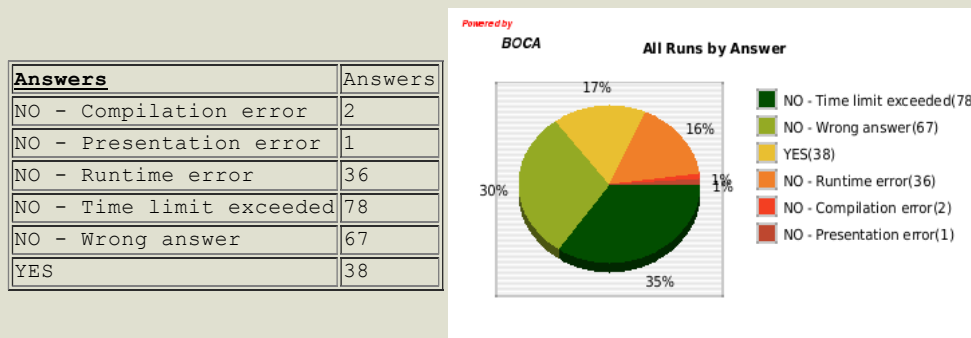
Languages	Total	Accepted
C	120	12 (10%)
C++	91	25 (27%)
Java	11	1 (9%)



Runs by Language and Answer

Languages x Answers	NO - Compilation error	NO - Presentation error	NO - Runtime error	NO - Time limit exceeded	NO - Wrong answer	YES	Total
C	1 (1%)	0	27 (23%)	48 (40%)	32 (27%)	12 (10%)	120
C++	1 (1%)	0	7 (8%)	27 (30%)	31 (34%)	25 (27%)	91
Java	0	1 (9%)	2 (18%)	3 (27%)	4 (36%)	1 (9%)	11

Runs by Answer

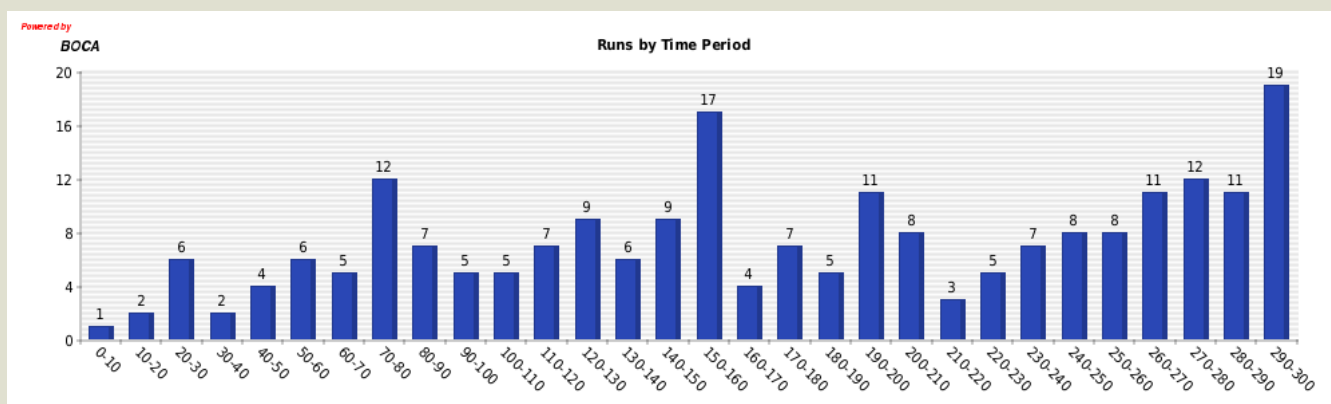


Runs by User and Problem

Users x Problems	A	B	C	D	E	F	G	H	I	J	K	Total	Acc
[USP] Free Food	0	0	0	2 (17%)	0	0	4 (33%)	0	0	0	6 (50%)	12	2

[USP] Sua Mãe	2 (20%)	0	0	2 (20%)	0	0	2 (20%)	0	3 (30%)	0	1 (10%)	10	3
[USP] Em busca do Balão	0	0	0	5 (71%)	0	0	2 (29%)	0	0	0	0	7	0
[USP] G42	0	0	0	1 (17%)	0	0	4 (67%)	0	0	0	1 (17%)	6	2
[USP] Santoryuu	0	0	0	3 (43%)	0	0	3 (43%)	0	0	0	1 (14%)	7	1
[USP] Balloon First Search	1 (20%)	0	0	1 (20%)	0	0	0	0	0	0	3 (60%)	5	2
[USP] Pesadelo Maximo	1 (4%)	6 (25%)	0	1 (4%)	3 (13%)	1 (4%)	1 (4%)	7 (29%)	1 (4%)	2 (8%)	1 (4%)	24	8
[USP] Tempestade de Ozz	0	0	0	2 (18%)	0	2 (18%)	2 (18%)	0	0	0	5 (45%)	11	1
[USP] Os Desempregados	0	0	0	0	0	0	1 (100%)	0	0	0	0	1	0
[USP] Centozebra Impaltriz	0	0	0	2 (20%)	0	2 (20%)	5 (50%)	0	0	0	1 (10%)	10	3
[USP] Menos Cúbico	0	0	0	2 (67%)	0	0	1 (33%)	0	0	0	0	3	1
[USP] Ratz	0	0	0	3 (38%)	0	2 (25%)	2 (25%)	0	0	0	1 (13%)	8	1
[USP] BalloonSort	0	0	0	1 (10%)	0	0	3 (30%)	0	0	0	6 (60%)	10	2
[USP] Polímeros	0	0	0	4 (40%)	0	0	2 (20%)	0	0	0	4 (40%)	10	1
[USP] Arquiduque Andorinha	1 (6%)	0	0	1 (6%)	3 (18%)	1 (6%)	1 (6%)	0	1 (6%)	8 (47%)	1 (6%)	17	6
[USP] Mantissa	0	0	0	3 (43%)	0	2 (29%)	2 (29%)	0	0	0	0	7	1
[USP] Codesmiths	0	0	0	3 (33%)	0	0	3 (33%)	0	0	0	3 (33%)	9	0
[USP] Checkstylers	0	0	0	3 (50%)	0	1 (17%)	2 (33%)	0	0	0	0	6	0
[USP] Asd.c	4 (24%)	0	2 (12%)	4 (24%)	0	0	4 (24%)	0	0	0	3 (18%)	17	1
[USP] drIMers	0	0	0	4 (36%)	0	0	3 (27%)	0	0	0	4 (36%)	11	1
[USP] Polizika	0	0	0	2 (33%)	0	0	4 (67%)	0	0	0	0	6	0
[?] CEEBixos	1 (25%)	0	0	2 (50%)	0	0	1 (25%)	0	0	0	0	4	0
[?] O (Grafeo)	0	0	0	3 (33%)	0	0	3 (33%)	0	0	0	3 (33%)	9	2
[CCM] CCM - 1	0	0	0	5 (42%)	0	0	5 (42%)	0	0	0	2 (17%)	12	0
[CCM] CCM - 2	0	0	0	0	0	0	0	0	0	0	0	0	0

Runs by Time Period



Accepted Runs by Time Period

